

3 Specification

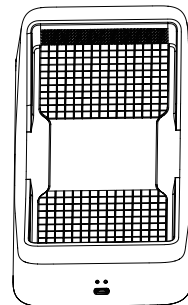
Item	Parameter
Working temperature	-10°C ~ 55°C
Wireless charging	10 W Max. (Pro Edition only)
Entire consumption	< 25 W
Power supply	DC 12 V
Power adapter	12 V @ 3 A
Weight	219 g
Dimensions	214(L)X108(W)X30.5(H)mm
Pack size	247.3(L)X142.3(W)X90.1(H)mm

4 Notes

1. Please use the original power adapter to supply the jammer.
2. Please don't keep the jammer close to human body while working.
3. Please don't put any metal things on the surface of the jammer long-term to avoid the working fault or overheat.
4. Please don't keep the jammer exposed to the dusty and wet environment.
5. Please don't clean the jammer with any liquid; and you can wipe the dust on the surface with a rag carefully.
6. Please don't store the jammer in a place over-heat or over-cold, and the right temperature is just -10°C ~55°C . Otherwise, the service life will be affected.
7. Please don't keep the jammer exposed to high-temperature or heating equipment, such as heater, microwaves, oven, water-heater and so on.
8. Please don't drop the jammer into the fire.
9. Please don't topple, squeeze, or penetrate the jammer to avoid the damage.
10. Please don't dismantle the jammer.

AJB-331

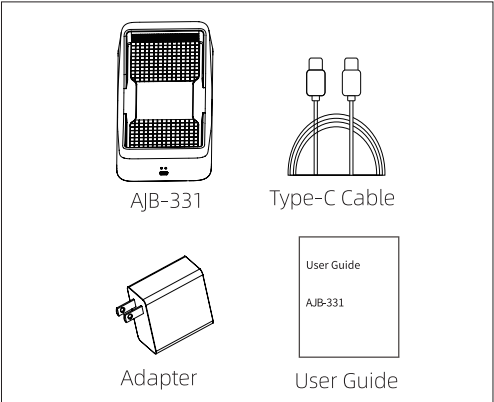
Cell Phone Audio Jammer User Guide



**Protect Your Privacy
From Tapping**

1 Packing List

Please check the package content as the followings before using it. If there is the missing, please contact us.



Note:
The power adapter has four kinds: CN Plug, US Plug, EU Plug, and UK Plug. Please check whether the plug is suitable to your home. The above picture is just showing the US Plug.

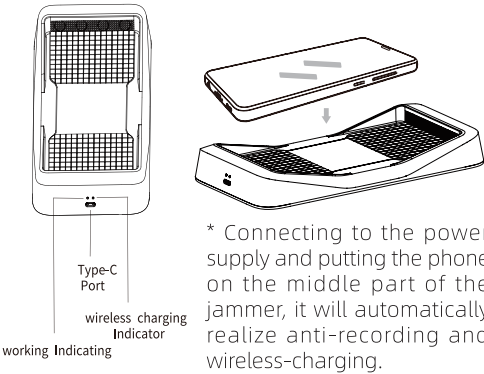
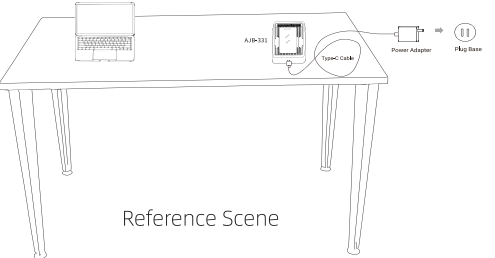
2 How to Use

AJB-331 is a audio jammer for the phone, based on the ultrasonic mixing technology and realized by the ultrasonic probe. The phone recording will be the white-noise after using this jammer whether initiating the phone recorder or initiating the software recorder on the phone. AJB-331 is lightweight and portable, and it will protect your privacy from ear-dropping and tapping anywhere anytime. You can use it at workplace, business conference, home talk, and many other scenes to protect your privacy.

While jamming the phone recording, AJB-331 Standard Edition will not affect other normal functions of the phone. Upgraded from the standard edition, AJB-331 Pro Edition supports wireless charging, at the max 15W. This user guide applies to both AJB-331 Standard Edition and AJB-331 Pro Edition.

Not installed the battery, AJB-331 needs to connect to the power supply while working. After connecting to the power supply, the red charging indicator will light up. You can put the phone on the middle part of this jammer to realize anti-recording. If you choose the AJB-331 Pro, the speech protector will wireless charge the phone at the same time (the phone must support wireless charging).

A short of beep can be heard after putting the phone on the jammer, this shows that the jammer is working.



* Connecting to the power supply and putting the phone on the middle part of the jammer, it will automatically realize anti-recording and wireless-charging.

Function	Color	Mode
Working Indicator	Green indicator lights up	Working mode and initiate anti-recording
Wireless Charging Indicator	Blue indicator lights up	Initiate wireless charging
Wireless Charging Indicator	Red indicator lights up	Idle mode

* Connected to the power supply, the wireless charging indicator of AJB-331 Standard Edition will light up in red.