











# Selection Guide on iSecus Fingerprint Locks **iSecus**

Web: [www.isecus.com](http://www.isecus.com)

Contact

[sales@isecus.com](mailto:sales@isecus.com)

| Door Type            | Open Way  | Pic   | Available Model                                  | Items  | Note   |
|----------------------|---|---|--|--|--|
| Glass Door (Pushing) | Double-side Open  |    | LK-8801-D<br>LK-1101-D<br>LK-1108-D<br>LK-9908-D |    | <ol style="list-style-type: none"> <li>1. Glass Door Thickness: 1.2cm</li> <li>2. Door Gap: &gt;0.8cm</li> <li>3. Need to install Ground or Ceiling Lock</li> <li>4. No need drilling hole in glass</li> </ol> |
| Glass Door (Pushing) | Single side Open (No frame)                                 |    | LK-8801-D<br>LK-1101-D<br>LK-1108-D<br>LK-9908-D |    | <ol style="list-style-type: none"> <li>1. Glass Door Thickness: 1.2cm</li> <li>2. Door Gap: &gt;0.8cm</li> <li>3. No need drilling hole in glass</li> </ol>  |
| Glass Door (Pushing) | Single side Open (With metal frame or wall on another side) |   | LK-8801-S<br>LK-1101-S<br>LK-1108-S<br>LK-9908-S |   | <ol style="list-style-type: none"> <li>1. Glass Door Thickness: 1.2cm</li> <li>2. Door Gap: &gt;0.8cm</li> <li>3. Need drilling holes in the frame or wall</li> </ol>  |
| Glass Door (Sliding) |   |  | LK-1101-J<br>LK-1108-J                           |  | <ol style="list-style-type: none"> <li>1. Glass Door Thickness: 1.2cm</li> <li>2. Door Gap: &gt;0.8cm</li> <li>3. No Need drilling holes in the glass</li> </ol>   |
| Wooden or Metal Door |   |  | LK-8801-F<br>LK-9908-F                           |  | Need drilling holes  |